

Trench MOS Barrier Schottky Rectifier

DO-201AD
TSA /



Cathode  Anode 

Features

- Advanced trench technology
- Low forward voltage drop
- Low power losses
- High efficiency operation
- Lead Free Finish, RoHS Compliant

Applications

- DC/DC Converters
- AC/DC Adaptors
- Switching Power Supplies
- Freewheeling Diodes

Maximum ratings and electrical characteristics (T_J = 25°C unless otherwise noted)

Parameter		Symbol	Limit		Unit
Maximum repetitive peak reverse voltage		VRRM	300		V
Maximum average forward rectified current		IF(AV)	16		A
Peak forward surge current 8.3 ms single half sine- wave superimposed on rated load per diode		IFSM	250		A
Operating junction and storage temperature range		TJ, TSTG	-50 to +175		°C
Typical thermal resistance per leg	DO-201AD	RθJC	22		°C/W
Instantaneous forward voltage per diode			TYP.	MAX.	V
	IF=2A	TJ=25°C	0.72		
	IF=2A	TJ=125°C	0.		
	IF=16A	TJ=25°C	0.65		
	IF=16A	TJ=125°C			
Instantaneous reverse current per diode at rated reverse voltage	TJ=25°C	IR(2)	1	10	uA
	TJ=125°C		-	5	mA

Notes:

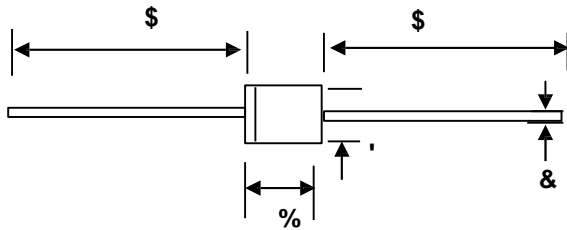
(1) Pulse test: 300 μs pulse width, 1 % duty cycle

(2) Pulse test: Pulse width ≦ 40 ms

RATINGS AND CHARACTERISTICS CURVES

PACKAGE OUTLINE DIMENSIONS

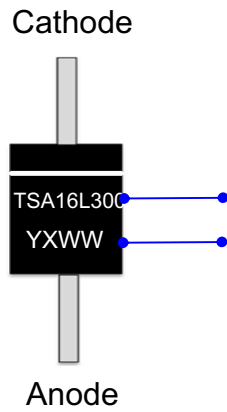
DO-201AD



'2 \$' P H F K D QGLFW D

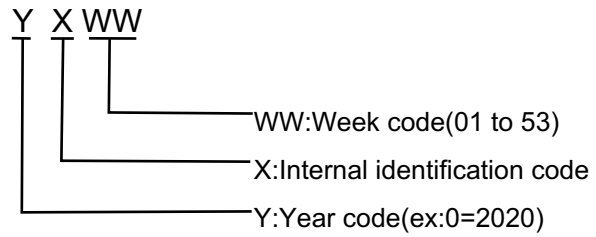
8 1 , 7		\$	%	C	'
P P	P D [1.4	
	P L Q			1.1	
P L O	P D [5 . 1	
	P L Q				

Marking Information



Product model : TSA16L300

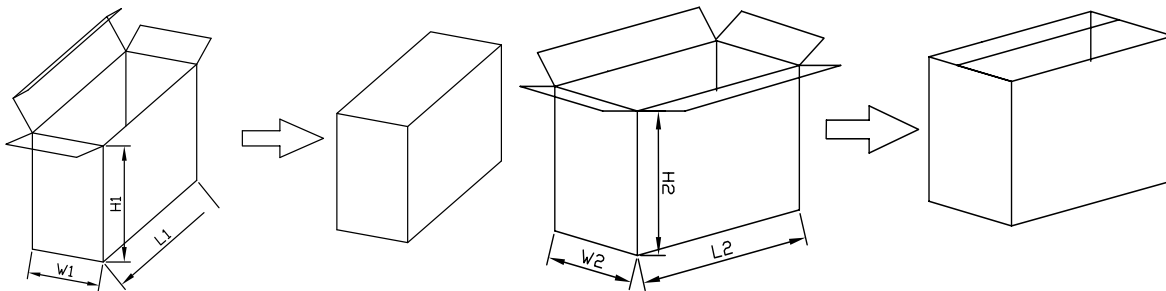
PDC information



Packaging Information

1.Inside Box

2.Outside Box



Packaging Information

NO	UNIT	Inside Box			Outside Box		
		L1	W1	H1	L2	W2	H2
Size	mm	255	75	1 5	415	280	320
QTY	PCS	Smallest package,1000PCS/carton			10,000PCS/carton,10 boxes in total		
Note	Tolerance	≤20mm,±3mm;		21-100mm,±5mm;	101-500mm,±10mm		